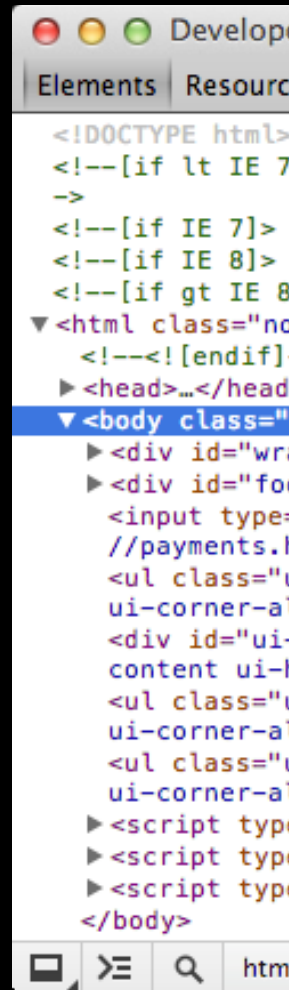


JavaScript Debugging w/ Chrome DevTools

Part II

// Recap

- Elements
- Resources
- Console

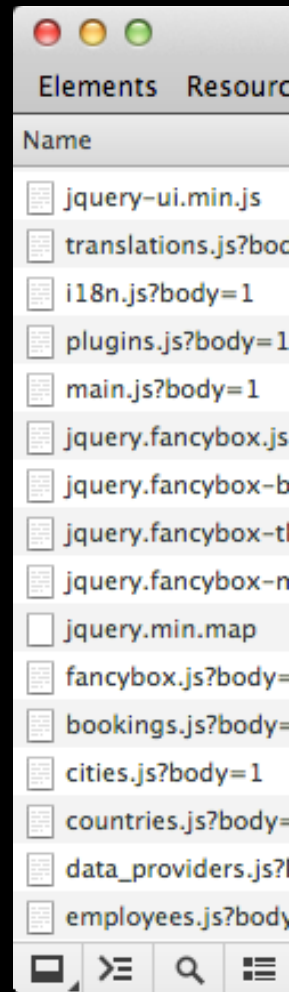


The screenshot shows the 'Elements' panel of a web browser's developer tools. The HTML tree is partially expanded, showing the following structure:

```
<!DOCTYPE html>
<!--[if lt IE 7]
->
<!--[if IE 7]>
<!--[if IE 8]>
<!--[if gt IE 8]
▼ <html class="no"
  <!--<![endif]
  <head>...</head>
  ▼ <body class="
    > <div id="wr
    > <div id="fo
      <input type=
        //payments.l
      <ul class="
        ui-corner-a
      <div id="ui-
        content ui-l
      <ul class="
        ui-corner-a
      <ul class="
        ui-corner-a
      <ul class="
        ui-corner-a
    > <script typ
    > <script typ
    > <script typ
  </body>
```

// Today

- Network
- Timeline



// Network

“ insights into resources
that are requested and downloaded
over the network
in real time”

— <https://developers.google.com/>

// Network

demo

<http://jsfiddle.net/QL84r/6/>

// Timeline

“ complete overview of where time is spent when loading and using your web app or page. ”

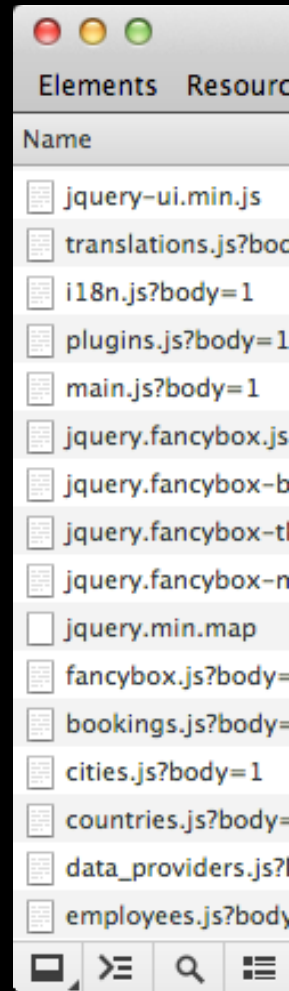
— <https://developers.google.com/>

// **Timeline**

demo

// Next time

- Profiles
- Audit



Thank you.